

SINCE 1998 •

Kh  **diyar**®
STEEL INDUSTRIES

YOUR VISION | OUR EXPERTISE | TIMELESS RESULTS •

www.khodiyaarsteel.com





- ◆ Water & fire proof
- ◆ Bed Height : 16"
- ◆ Elegant groove design panel & strong body frame
- ◆ Easy to assemble in smart way
- ◆ Noise free design
- ◆ Flat frame on top for higher comfort
- ◆ Full knock down packing
- ◆ Heavy quality fine structure powder coating with 7 tank chemical process
- ◆ Premium emboss design for heavy strength
- ◆ Many other options in wood colour
- ◆ Adjustable leg support increase the load bearing capacity
- ◆ Good quality accessory product



WOOD METAL BED

7201


Kh  **diyar**[®]
STEEL INDUSTRIES



**Round Corner Base Design
First Time in Metal Bed**




Adjustable Leg Support



**Screw Cap for
Mattress Protection**



**Strong Body Frame to
Withstand Heavy Weight**





- ◆ Bed Height : 16"
- ◆ Water & fire proof
- ◆ Black, wood and many other color options available
- ◆ Elegant groove design panel & strong body frame
- ◆ Easy to assemble in smart way
- ◆ Noise free design
- ◆ Full knock down packing
- ◆ Heavy quality fine structure powder coating with 7 tank chemical process
- ◆ Premium emboss design for heavy strength
- ◆ Adjustable leg support increase the load bearing capacity
- ◆ Good quality accessory product
- ◆ To increase the 6" of top width we provide extender



**TUBE
METAL BED**

7202

Kh  **diyar**[®]
STEEL INDUSTRIES



**Strong Tube Stead
Top Frames**




Adjustable Leg Support



Easy to Assemble



Side Edge





- ◆ Flat frame on top for higher comfort
- ◆ Noise free design
- ◆ Bed Height : 16"
- ◆ Black, wood and many other color options available
- ◆ Elegant groove design panel & strong body frame
- ◆ Easy to assemble in smart way
- ◆ Full knock down packing
- ◆ Water & fire proof
- ◆ Heavy quality fine structure powder coating with 7 tank chemical process
- ◆ Premium emboss design for heavy strength
- ◆ Adjustable leg support increase the load bearing capacity
- ◆ Good quality accessory product



SHEET METAL BED

7203

Kh  **diyar**[®]
STEEL INDUSTRIES



**Elegant Groove Design Panel
& Strong Body Frame**



Adjustable Leg Support



Easy to Assemble



Elegant V Groove Design





- ◆ Bed Height : 16"
- ◆ Black, wood and many other color options available
- ◆ Elegant groove design panel & strong body frame
- ◆ Water & fire proof
- ◆ Easy to assemble in smart way
- ◆ Noise free design
- ◆ Full knock down packing
- ◆ Heavy quality fine structure powder coating with 7 tank chemical process
- ◆ Premium emboss design for heavy strength
- ◆ Adjustable leg support increase the load bearing capacity
- ◆ Good quality accessory product



EMBOSS STRIP METAL BED 7204


Kh  **diyar**[®]
STEEL INDUSTRIES



Round Base




Adjustable Leg Support



**Good looking Embose
for heavy strength**



**Screw Cap for
Mattress Protection**





GERMAN TECHNOLOGY SHEET LASER CUTTING



PREMIUM QUALITY POWDER COATING




TUBE LASER CUTTING MACHINE



METAL SHEET CNC BENDING MACHINE



HEAVY BOX PACKING



ISI CERTIFIED BEST QUALITY MATERIAL

+91 99253 42499 | +91 98253 22499

khodiyarsteelindustries@gmail.com

www.khodiyarsteel.com



Khodiyar[®]
STEEL INDUSTRIES